

MULTIFORST

140-180 HP

Multifunction tiller-mulcher for: tilling soil and roads, milling stumps and mulching wood

The MULTIFORST is ideal for maintaining dirt roads, for land reclamation, to clean up slash after felling operations. It is also a great machine when the soil must be slackened, stumps and stones removed for the planting of new trees. Depending on the job it is possible to adjust the speed of the PTO in the tractor: 1000 rpm for mulching wood; 540 rpm for stone crushing and soil tilling. This feature allows a higher torque and hence better processing both during mulching wood (fast pace) and crushing rocks or tilling soil (slow pace).

Standard version and characteristics

- > Crushes stones up to 25 cm [10"] Ø, mulches wood up to 25 cm [10"] Ø
- > Tills the soil as deep as 25 cm [10"] and deeper, depending on the working conditions
- > Working speed 0-2 km/h
- > ISO 3-point rear linkage cat. 2 central fixed
- > Gearbox with freewheel, reversible 540 or 1000 rpm
- > Double belt drive
- > Integrated torque limiter
- > Chassis made of wear resistant steel with replaceable plates
- > Tempered counterknives, adjustable anvil bar
- > Hydraulically operated hood
- > Chain protection
- > Narrow in-depth skids
- > Rotor: combination of fixed hammers MONO PROTECT and MONO EXTREME


Optional configuration and accessories

- > PTO drive shaft with torque limiter
- > ADAM™ alignment system
- > Hydraulically operated compacting roller
- > Hydraulically operated grader blade
- > Support skids
- > Hydraulic top link

* roller and grader blade not available in combination

Technical requirements

- > Creep speeds (max. 0,5 km/h) or CVT continuously variable transmission
- > Both 540 & 1000 rpm PTO
- > PTO drive shaft with torque limiter
- > Hydraulic three-point tractor linkage



SPECIFICATIONS		Tractor power 140-180 HP	
Working width	200 cm [78"]	225 cm [88"]	250 cm [98"]
Overall width	238 cm [94"]	263 cm [104"]	288 cm [114"]
Depth	136 cm [53"]	136 cm [53"]	136 cm [53"]
Depth including roller	189 cm [74"]	189 cm [74"]	189 cm [74"]
Height	132 cm [52"]	132 cm [52"]	132 cm [52"]
Weight (base value w/o options)	2.400 kg [5,290 lb]	2.540 kg [5,655 lb]	2.730 kg [6,020 lb]
Weight including roller (base value)	2.800 kg [6,175 lb]	2.990 kg [6,590 lb]	3.180 kg [7,010 lb]
Belts	2	2	2
Fixed hammers	4+34+4	4+38+4	4+42+4

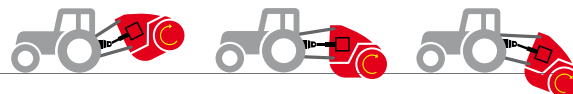


FIXED HAMMER
WITH TIPS MADE OF
TUNGSTEN CARBIDE
MONO PROTECT™



LATERAL FIXED HAMMERS
WITH TIPS MADE OF
TUNGSTEN CARBIDE
MONO EXTREME™

Alignment system ADAM™



ADAM™ Optional alignment system: Hydraulic tilting of the mulcher with PTO shaft alignment while keeping equal and W-shaped PTO shaft angles. This prevents damage to the PTO shaft and supports an ideal adaptation to the conditions of the ground

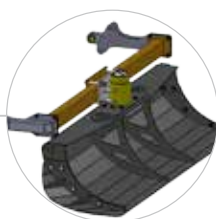
-> faster working, higher lifting, longer lifetime of the PTO shaft



video ADAM™

540
rpm
1000

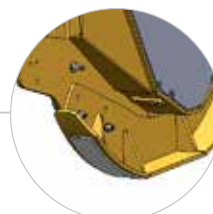
2 speeds: depending on the job it is possible to adjust the speed of the PTO in the tractor:
1000 rpm for mulching wood; 540 rpm for stone crushing and soil tilling.



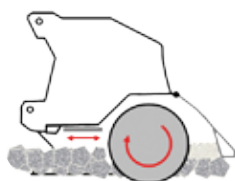
Grader blade (option), hydr. height and rotation adjustment, with hydraulic pneumatic damping incl. lateral extensions.
Pressure gauge to control work of the grader blade



Hydraulically operated compacting roller for depth control, may also be used as guard frame incl. roller scraper (option)




Narrow in-depth skids are standard. Optional skids which are suitable for working on the surface



Adjustable anvil bar
to adjust the degree of mulching



Rotor: combination of fixed hammers with tungsten carbide tips and anti-wear hammer support; tempered counter knives for a perfect mulching result



AR400
Chassis made of high tensile and wear-resistant steel with replaceable plates